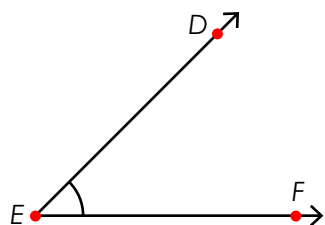


Name: _____

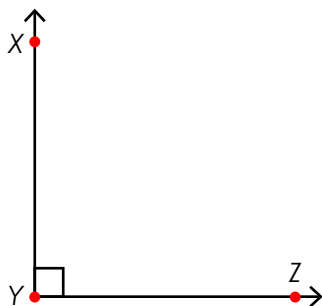
Angles

Identify each type of angle shown and estimate the angle's measurement.
Circle the correct choice for each.



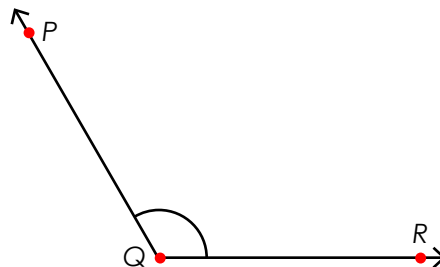
acute obtuse right
90° 45° 120°

angle name = _____



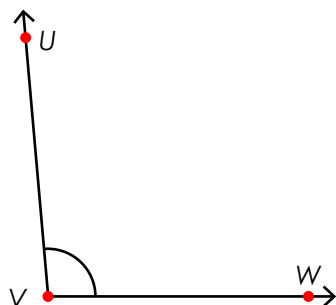
acute obtuse right
90° 80° 100°

angle name = _____



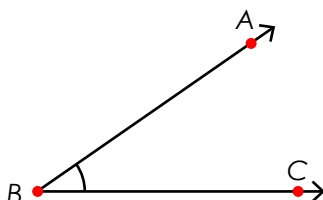
acute obtuse right
90° 45° 120°

angle name = _____



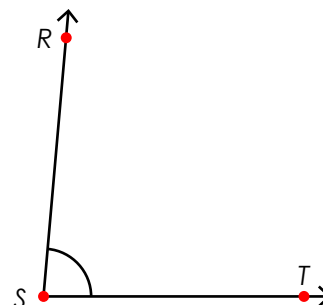
acute obtuse right
80° 95° 160°

angle name = _____



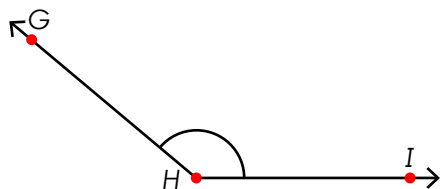
acute obtuse right
90° 35° 145°

angle name = _____



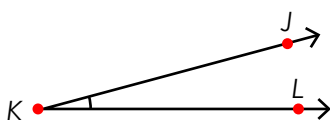
acute obtuse right
85° 90° 95°

angle name = _____



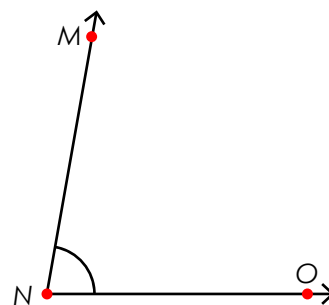
acute obtuse right
100° 140° 180°

angle name = _____



acute obtuse right
45° 95° 15°

angle name = _____



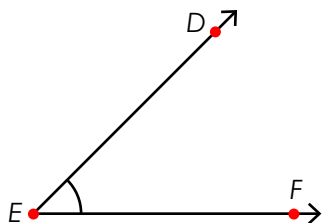
acute obtuse right
50° 90° 70°

angle name = _____

ANSWER KEY

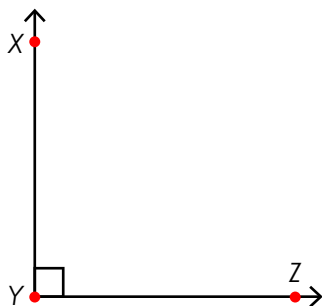
Angles

Identify each type of angle shown and estimate the angle's measurement.
Circle the correct choice for each.



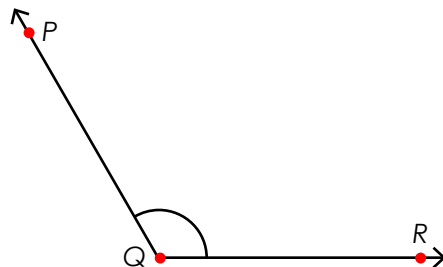
acute obtuse right
90° 45° 120°

angle name = ∠DEF



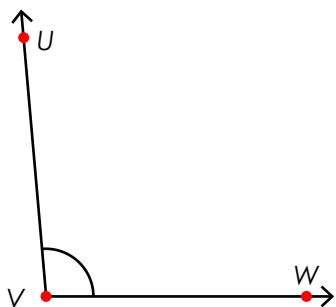
acute obtuse right
90° 80° 100°

angle name = ∠XYZ



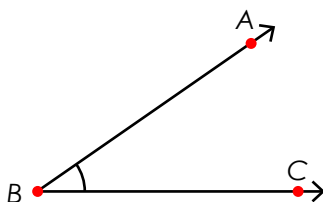
acute obtuse right
90° 45° 120°

angle name = ∠PQR



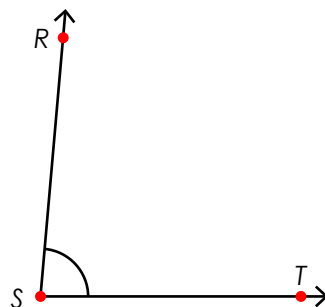
acute obtuse right
80° 95° 160°

angle name = ∠UVW



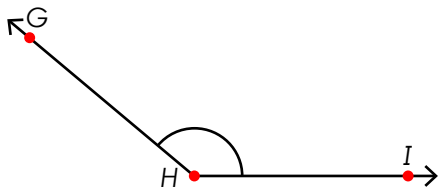
acute obtuse right
90° 35° 145°

angle name = ∠ABC



acute obtuse right
85° 90° 95°

angle name = ∠RST



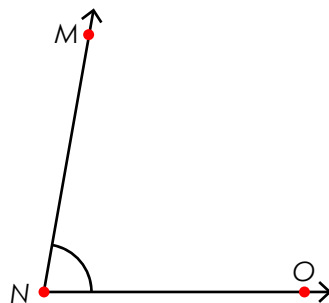
acute obtuse right
100° 140° 180°

angle name = ∠GHI



acute obtuse right
45° 95° 15°

angle name = ∠JKL



acute obtuse right
50° 90° 70°

angle name = ∠MNO